


# Friendship with God

## An Overview of the Bible



### Broken Friendships

### Craft & Game Ideas

#### Craft Ideas

##### 1. Make A Puzzle

###### You will need:

- Printout of Puzzle (see template below)
- Scissors
- Coloured pens/crayons/pencils
- Small bag to keep puzzle pieces in

###### Instructions:

1. Print out picture onto card stock (if available).
2. Colour in picture.
3. Cut out puzzle pieces.
4. Have fun putting it back together!


##### 2. Snap

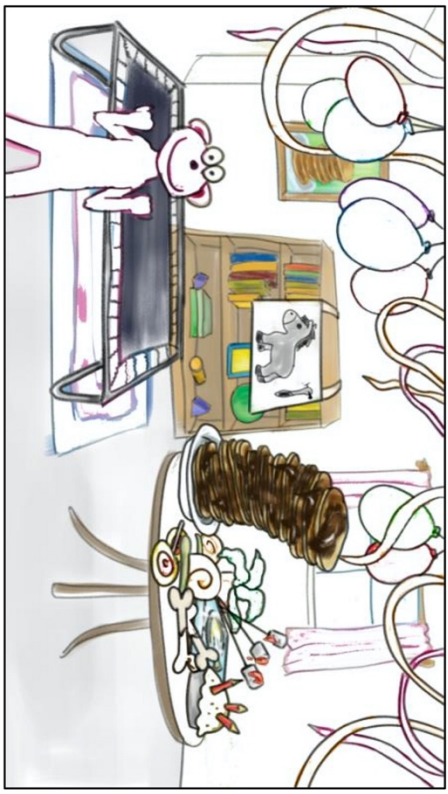

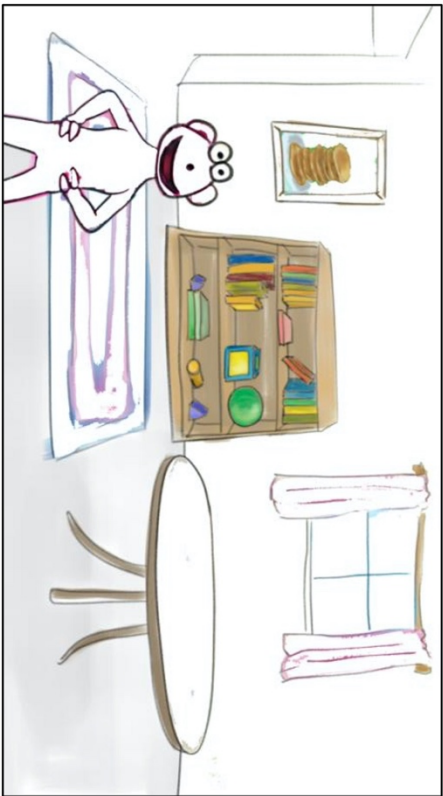
###### You will need:

- Printout of pictures (see page 3)
- Coloured pens/pencils/crayons
- Scissors

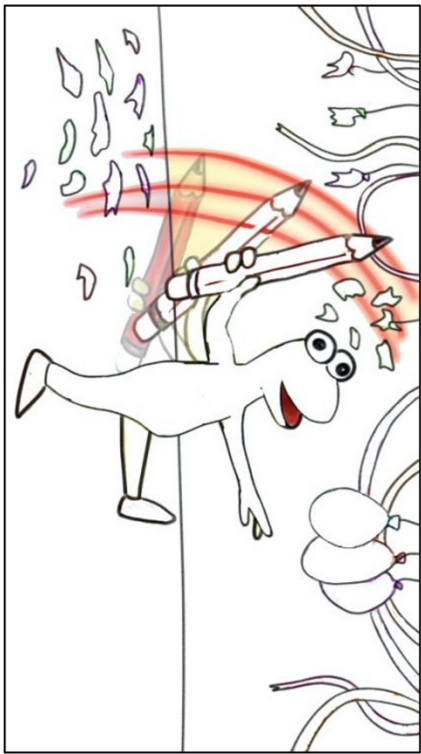

###### Instructions:


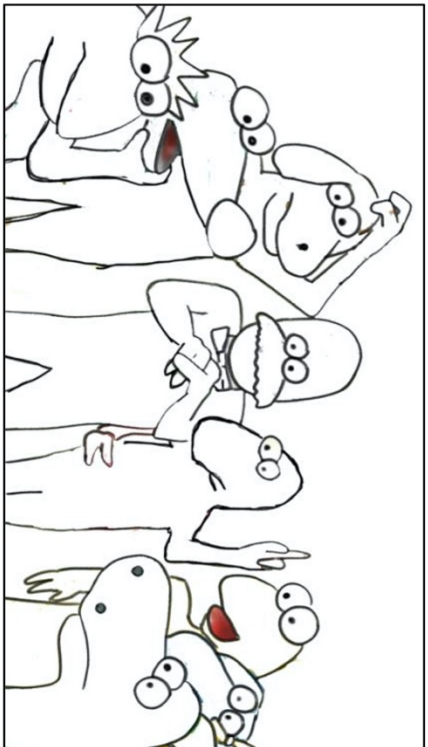
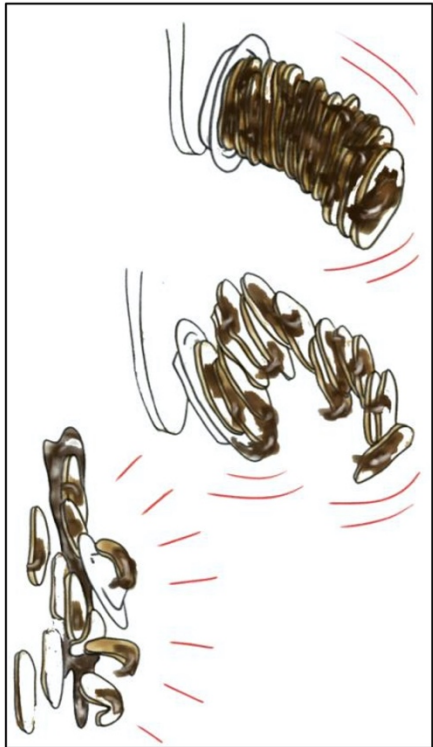
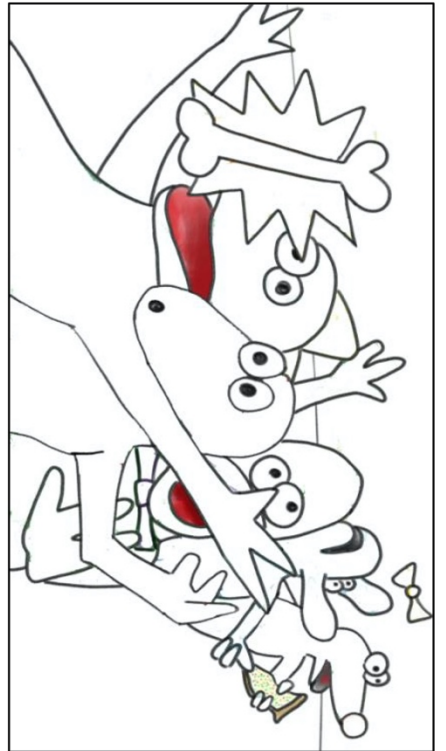
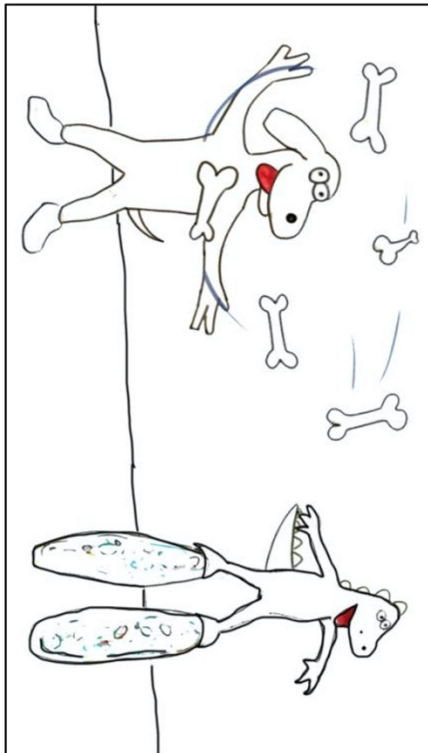

1. Print out pictures
2. Colour them in
3. Cut them out
4. Enjoy a game of Snap together or use cards to retell the story












# Friendship with God

## An Overview of the Bible



### Broken Friendships

### Craft & Game Ideas

#### Game Ideas

##### 1. Can You Fix It

###### You will need:

- Something made out of Lego (or some other construction type toy)

###### Instructions:

- Ask someone to build a creation out of Lego. Make it fairly detailed and the person making it needs to remember how it all goes together.
- The person playing then gets 1 minute to look at it carefully
- Creation then gets broken up and the player has about 5 min to put it back together again.
- Aim is to make the creation hard enough so it can't be put back together.

*(The item can be made to suit the age of the child ie. younger child easier design, older child, harder design)*

- Play as many times as you like.

##### 2. Keep Apart

###### You will need:

- Balloons – one per player
- Drinking straw – one per player
- Permanent marker
- Open space either inside house or on deck, garage etc.

###### Instructions:

1. Either play with 2 people or small teams.
2. Draw on the balloons 2 things that don't go well together. E.g. dog and cat, cat and mouse, sun and snowman: 1 object on each balloon. If playing in teams, one team will have one thing e.g. the dog, and the other team has the other thing e.g. the cat.
3. Object is to have one team/person chasing the other team e.g. the dog balloons chasing the cat balloons.
4. Designate the playing area.
5. Have all players hold their balloons and straws and on "GO" one team/player has to chase the other team/player by blowing their balloon and keeping it in the air as they chase the other players.
6. Game ends if the chasing player/s get their balloon to run into the opposing team/player OR if a balloon hits the ground.
7. This can be played just by hitting balloon with hands and keeping it in the air if playing with smaller kids.